

CXL 900-6LW/...

Lightweight, 6 dBd, Omnidirectional Base Station and Marine Antenna for the 900 MHz Band

DESCRIPTION

- CXL 900-6LW/... is a 6 dBd, vertically polarized, omnidirectional base station and marine antenna, covering the 900 MHz band in three models.
- Provided with the sturdy "LW" mast mount – a lightweight, multipurpose, epoxy-coated mounting bracket made of non-corrosive aluminium.
- The accompanying U-bolts and fittings are made of stainless steel.
- To be mounted on vertical or horizontal mast tubes, 16 to 54 mm in outer diameter.
- The cable can be led either on the outside or along the inside of the mast tube.
- Large bandwidth with respect to both SWR and gain.
- Highly suitable for duplex operation with large spacing between the TX and RX frequencies.
- The carefully designed radiating element is sealed in a high-quality, conical glass fibre tube with low wind-load, ensuring undisturbed performance in all climates.
- To substantially reduce noise caused by atmospherical discharges, all metal parts in the antenna are DC-grounded. Consequently, the antenna shows a DC-short across the coaxial cable.
- The CXL 900-6LW/... is a vibration-proof, lightweight, slim-line, corrosion resistant, modern style base station and marine antenna.



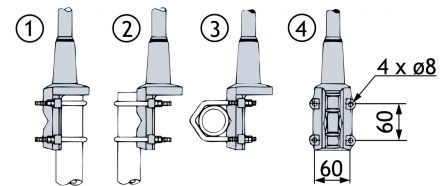
ORDERING DESIGNATIONS

TYPE	FREQUENCY	PRODUCT NO.
CXL 900-6LW/l	824 – 894 MHz	100000139
CXL 900-6LW/m	870 – 950 MHz	100000138
CXL 900-6LW/h	890 – 960 MHz	100000137

SPECIFICATIONS

ELECTRICAL	
MODEL	CXL 900-6LW/...
ANTENNA TYPE	Collinear, broad-band
FREQUENCY	Models within 824 – 960 MHz
IMPEDANCE	Nom. 50 Ω
RADIATION	Omnidirectional
POLARIZATION	Vertical
GAIN	8 dBi 6 dBd
HALF POWER BEAMWIDTH	14°
BANDWIDTH	70 – 80 MHz
SWR	≤ 1.5
MAX. POWER	150 W
ANTISTATIC PROTECTION	All metal parts DC-grounded (Connector shows a DC-short)
MECHANICAL	
TEMP. RANGE	-30°C → +70°C
CONNECTOR	N-female
WIND SURFACE	Approx. 0.028 m ²
WIND LOAD	Approx. 35 N @ 160 km/h
COLOUR	Marine white
MATERIALS	Shroud: Polyurethane-coated glass fibre Mounting bracket: Seawater resistant aluminium, epoxy-coated Clamps: Stainless steel
TOTAL HEIGHT	1.5 - 2.1 m (dep. on freq.)
DIA. IN TOP END	20 mm
DIA. IN BOTTOM END	23 mm
WEIGHT	Approx. 1.4 kg
MOUNTING	On 16 to 54 mm dia. mast tube

MULTI-PURPOSE MOUNTING BRACKET

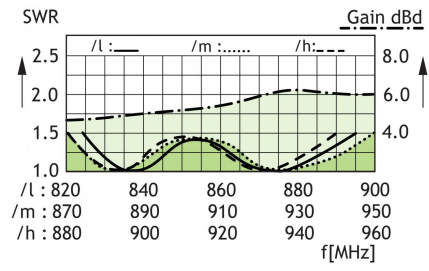


- ① Mast tube Di. min. = 30 mm
Mast tube Do. max. = 54 mm
- ② Mast tube Do. min. = 54 mm
Mast tube Do. max. = 16 mm
- ③ Mast tube Do. max. = 54 mm
Mast tube Do. min. = 16 mm

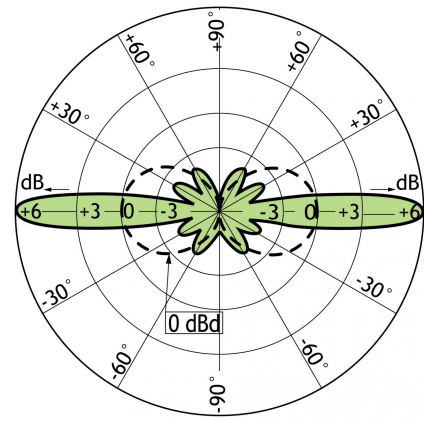
PLEASE NOTE

The antenna is delivered with a DC-connection between the antenna element and the mounting bracket.

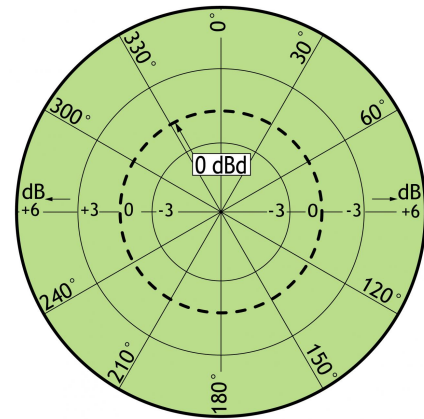
TYPICAL GAIN AND SWR CURVES



TYPICAL RADIATION PATTERN (E-PLANE)



TYPICAL RADIATION PATTERN (H-PLANE)



PROCOM A/S reserve the right to amend specifications without prior notice.
04/04/14